2019

2020 04

			300493
	Shanghai Fortune Techgroup Co.,Ltd.		
	Fortune Tech		
	200 A 301		
	200233		
	200 A 301		
	200233		
	http://www.fortune-co.com		
	investment@fortune-co.com		

	200 A 301	200 A 301
	021-54264260	021-54264260
	021-54264261	021-54264261
	investment@fortune-co.com	investment@fortune-co.com

	http://www.cninfo.com.cn

	1 16

	22 A 6		2016 9 19 -2020 12 31

	2019	2018		2017
	1,450,109,005.36	1,693,190,645.13	-14.36%	1,829,510,096.03
	29,345,234.09	15,776,057.22	86.01%	54,414,796.29
	24,723,319.52	14,902,498.80	65.90%	53,099,640.14
	269,677,211.45	-36,568,488.31	837.46%	51,661,895.13
/	0.06	0.05	20.00%	0.18
/	0.06	0.05	20.00%	0.18
	4.00%	2.46%	1.54	11.26%
	2019	2018		2017
	974,077,992.97	1,209,755,717.70	-19.48%	1,089,840,837.64

	5,549,325.17	12,715,794.76	5,457,509.74	1,000,689.85
	152,669,556.78	109,458,364.62	-33,721,859.73	41,271,149.78

1

2

	2019	2018	2017	
			-9,863.22	
	5,166,022.03	1,641,398.49	2,270,000.00	257 206 40
			-762,025.00	
			100,911.55	

IC IC IC
IC
AVX/ IC

WiFi

WiFi NBIOT LTE 5G

MEMS

TWS

NBIOT LTE 5G
5G+WiFi6
“ ” “ ” “ ”

1

	9.59%
	43.84%
	16.10%
	4,309.49%
	45.28%
	62.79%
	46.07%
	33.89%
	85.26%

2

		58,389.10				1,909.86	66.16%	

IC

IC

1

IC AVX/

IC IC

IC

2

IC

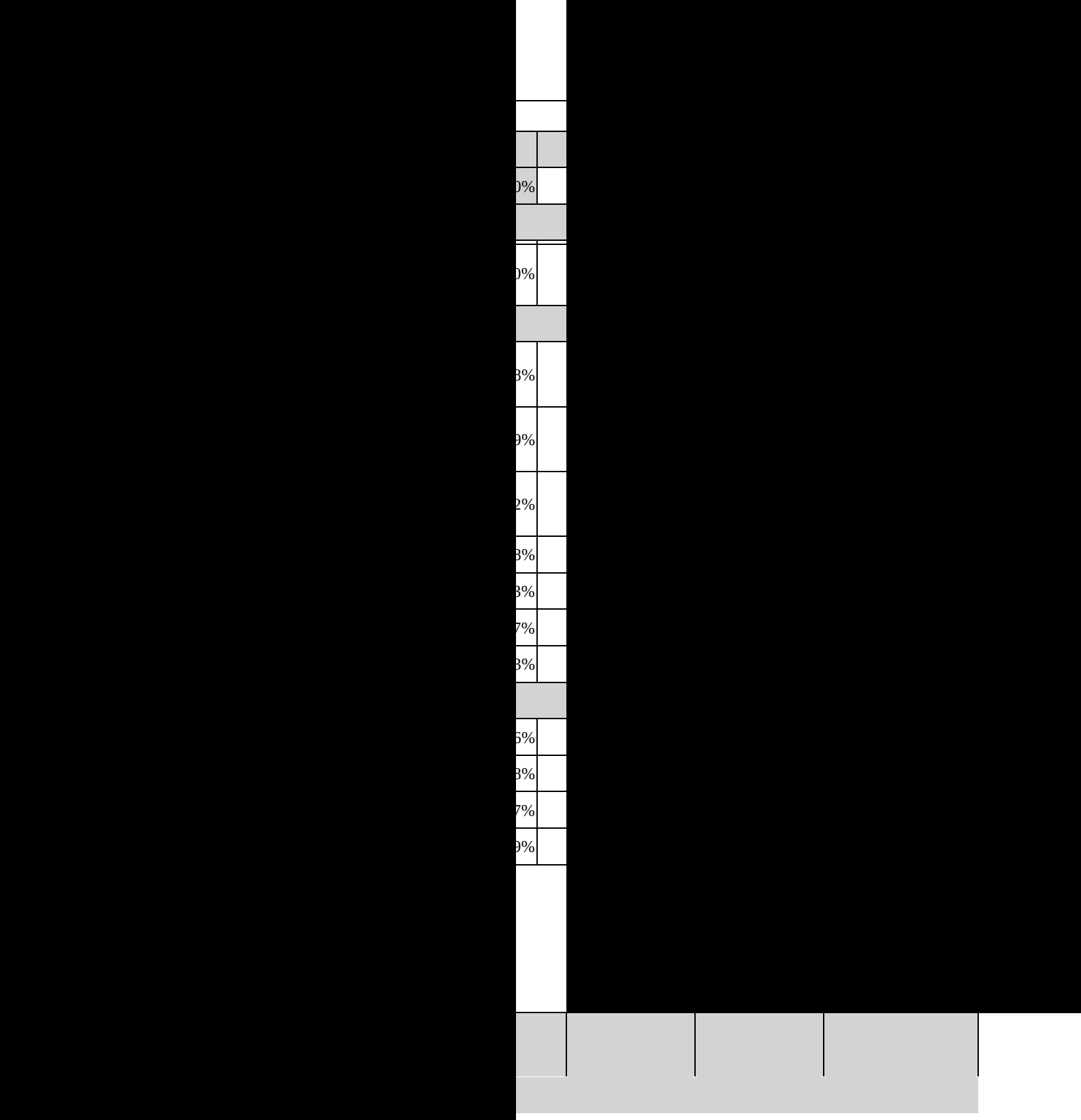
0%
0%
8%
9%
2%
8%
8%
7%
8%
6%
8%
7%
9%

	1,220,457,088.94
	82.76%
	0.00%

5

1		566,044,564.81	38.38%
2		239,025,484.25	16.21%
3		190,199,468.53	12.90%
4		164,276,095.74	11.14%
5		60,911,475.61	4.13%
	--	1,220,457,088.94	82.76%

3

	2019	2018		
	51,647,913.36	48,173,151.98	7.21%	
	30,193,623.95	32,926,851.77	-8.30%	
	8,370,855.79	18,728,759.80	-55.30%	
	24,041,868.69	30,371,015.37	-20.84%	

4

“5G+WiFi-6” “TWS ” “ AIOT
”

5G+WiFi-6

5G 5G 5G CPE
WiFi-6 5G WiFi-6
H3C TCL 3
WiFi 5G ( )

TWS

AirPods TWS( ) 4 AR
+ APP 2019 1.4
2023 TWS 5 CSR IC TWS
TWS
TWS

AIOT

IOT
2018 100 2022 409.9 Natario

	2019	2018	2017
	55	57	54
	30.90%	30.16%	28.05%
	24,041,868.69	30,371,015.37	30,257,258.16
	1.66%	1.79%	1.65%
	0.00	0.00	0.00
	0.00%	0.00%	0.00%
	0.00%	0.00%	0.00%

5

	2019	2018	
	1,559,627,036.80	1,845,288,429.11	-15.48%

	179,013,314.08	1,652,131,125.35	-89.16%
	466,979,098.07	1,426,542,165.81	-67.26%
	-287,965,783.99	225,588,959.54	-227.65%
	-20,270,596.69	40,549,827.95	-149.99%

1 15.48%

2 31.45%

3 840

4 97.65%

5 89.16%

6 67.26%

24,012.82 1

1,953.00 2

23,715.02 3

-1,655.20

24,012.82

	19,461,099.43	66.42%		
	5,871,841.75	20.04%		
	307,167.12	1.05%		
	35,642.60	0.12%		
	5,166,022.03	17.63%		

	9,872,342.72	33.69%		

1

2019

	2019		2019			
	146,821,923.06	15.07%	199,678,396.43	16.51%	1.44	
	307,324,749.72	31.55%	273,139,022.52	22.59%	8.96	
	114,005,704.33	11.70%	306,357,205.59	25.33%	13.63	
	220,127,696.65	22.60%	200,861,444.45	16.61%	5.99	
	1,514,988.02	0.16%	2,697,462.21	0.22%	0.06	
	50,362,447.21	5.17%	339,746,965.87	28.09%	22.92	

2

1.	260,293.62							266,110.27
	260,293.62							266,110.27
	0.00							0.00

3

2019 12 31 22,841,040.00 7,030,000.00
1,770,000.00 12,346,526.78 3 14,000,000.00
28,000,000.00 139,958.34

1

0.00	153,273,666.00	-100.00%

2

3

4

	1,105,540.76	0.00	0.00	0.00	0.00	0.00	266,110.27	
	1,105,540.76	0.00	0.00	0.00	0.00	0.00	266,110.27	--

5

1

2015 12		20,610	0	20,610	0	0	0.00%	0		0
2018 5		23,550	5,754.98	23,482.47	0	0	0.00%	67.53		0
	--	44,160	5,754.98	44,092.47	0	0	0.00%	67.53	--	0

1 2015 6 24 [2015]1361
(A)3,000 6.87
206,100,000.00 170,300,000.00
( ) (2015) 60462749_B01
170,300,000.00 2015 12 4
31006663201880000688 0 2 2017 11 30
[2017]2212
(A)18,045,975 13.05 235,499,973.75
229,266,927.77 ( ) (2018)
60462749_B02 2018 5 24 229,266,927.77
811020101300087572 7 3 2015
156,820,800.00 2016 13,680,000.00 2017
0.00 2018

MCU ARM		4,502.17	4,502.17	0	4,502.17	100.00%		371.86	4,229.78		
		9,840	9,840	0	9,860.08	100.00%		1,373.12	10,523.53		
		2,687.83	2,687.83	0	2,687.83	100.00%					
		5,216.9	5,216.9	775.05	5,133.4	98.40%		559	1,565.38		
IOT		6,914.09	6,914.09	4,233.97	6,948.89	100.50%		1,094.25	1,914.31		
AAC		10,795.71	10,795.71	733.02	10,837.25	100.38%		53.31	695.49		
	--	39,956.7	39,956.7	5,742.04	39,969.62	--	--	3,451.54	18,928.49	--	--

	2018 “ ” “ IOT ”
	2015 15,682.08 2018 11,165.77

3

1

2

10%

		IC	39,596.75	583,891,040.18	494,181,854.84	1,010,274,489.56	19,595,422.21	19,098,560.17
			500	38,651,833.83	16,901,322.71	0.00	3,492,954.04	3,492,905.73
			5,218.07	191,160,449.06	106,182,655.06	252,333,997.96	13,667,781.75	12,668,858.37
Upstar Technology (HK Limited			10,000	494,962,471.83	201,553,028.58	2,000,701,577.19	77,939,844.53	63,524,319.34

2018 1 18 Richlong Investment Development Limited Fast Achieve Ventures Limited 49% Zenith Legend Limited Upkeen Global Investment Limited49% Upstar Technology (HK) Limited 24.99%

2017 4 11 2017 5 15 “ ” 1,400.00 25.45% 3,515.90 2019 9 20 2019 5,500 5,218.07 25.45% 26.83%

2020

IC

2020 “ ” “
” /

3 5

TWS
SIP TWS

IC
5G CPE AIoT FEM

“ ”

1

2019 11 06			2019 11 6

1

			1 2 20% 2 2 1% 1% 3 2 4 3	2015 12 10	5 2	
			3,000 1 MCU ARM 4,502.17 2 9,840.00 3 2,687.83 17,030.00	2015 12 10		
			2015 6 30 10,804.55 2015 7 30 2015 1,620.00 2012 2014	2015 12 10		

			1 2 3 15% 15% 30% 15% 15% 30% 20% 4 1 80% 2 40% 3 20% " " 30% 30% 5 6 7			
			30	2015 12		

“ ”

“ ”

2019 4 24

2017 22 —— 23 ——
24 —— 37 —— “ ”
2019 1 1
2019
2019 [2019]6
2019 [2019]16 “ ” “ ” “ ”
“ ” “ ” “ ” “ ”
“ ”

2019
[2019]6 “ ” “ ”
“
” “ ”

2019 8 13 Singapore Fortune Communication PTE.LTD 10,000

2019 9 20 500

	110
	13

	3 1

1

2

3

4

5

2018 1 10 2018 1 29 2018

5 36

	2018 01 11	http://www.cninfo.com.cn

1

1

2

3

2

1

	2019 04 26	69,764	2019 07 31	3,488.1		15		
	2019 04 26	69,764	2018 06 26	1,276.64		2		
	2019 04 26	69,764	2016 08 25	11,859.54		5		
B1		69,764		B2		16,624.28		
B3		69,764		B4		16,624.28		
A1+B1+C1		69,764		A2+B2+C2		16,624.28		
A3+B3+C3		69,764		A4+B4+C4		16,624.28		
A4+B4+C4				22.36%				

2

3

1

2

4

1

“ ”

“ ”

2019 1

2

1

2

“ ”

2019 1

3

		/
	——	——
1.		1
	——	——
1.	——	——
2.	——	——
3.	——	——
4.	——	——
5.	——	——
6.	——	——
7.	——	——
8.	——	——
8.2		1
9.	——	——
	——	——

4

3

26

100% Upkeen Global Investment Limited 51% Fast Achieve Ventures Limited51% “ ”

2018 7 17 www.cninfo.com.cn

2018-054

2019 7 26

2019 7 29 www.cninfo.com.cn

2019-050

2020 4 15

2017 11 6

20,000

40,500 100% 2017 11 7

http://www.cninfo.com.cn 2017-070

2017 11 18 N3100201700652

2018 7 13 2018 7 17

2018 101

2019 7 30 www.cninfo.com.cn

2019-051

40,500

1

	18,045,975	5.67%	0	0	9,022,987	-27,068,962	-18,045,975	0	0.00%
1	0	0.00%	0	0	0	0	0	0	0.00%
2	0	0.00%	0	0	0	0	0	0	0.00%
3	18,045,975	5.67%	0	0	9,022,987	-27,068,962	-18,045,975	0	0.00%
	6,015,325	1.89%	0	0	3,007,662	-9,022,987	-6,015,325	0	0.00%
	12,030,650	3.78%	0	0	6,015,325	-18,045,975	-12,030,650	0	0.00%
4	0	0.00%	0	0	0	0	0	0	0.00%
	0	0.00%	0	0	0	0	0	0	0.00%
	0	0.00%	0	0	0	0	0	0	0.00%
	300,000,000	94.33%	0	0	150,000,000	27,068,962	177,068,962	477,068,962	100.00%
1	300,000,000	94.33%	0	0	150,000,000	27,068,962	177,068,962	477,068,962	100.00%
2	0	0.00%	0	0	0	0	0	0	0.00%
3	0	0.00%	0	0	0	0	0	0	0.00%
4	0	0.00%	0	0	0	0	0	0	0.00%
	318,045,975	100.00%	0	0	159,022,987	0	159,022,987	477,068,962	100.00%

1 2019 5 30 2018 10 5 159,022,987
477,068,962 2018 2019 5 23
http://www.cninfo.com.cn 2018
2019-039

2 2019 6 10 2018 6 8 2016
3 A 18,045,975
2018 6 8 12 2019 6 8
2019 6 10 2019
6 5 http://www.cninfo.com.cn

2019-041

<2018 > 2019 4 24

2019 5 17 2018 2019 5 23

2019 5 29

1	6,015,325	3,007,662	9,022,987	0	12	2019 6 10
	18,045,975	9,022,987	27,068,962	0	--	--

1

2

2019 5 30 2018 10 5 159,022,987
477,068,962

3

9	0	9		0
0				
+47,812,500	0	143,437,500		2,730,000
+14,118,750	0	42,356,250		10,570,000

		2.10%	10,034,925	+164,975	0	10,034,925		9,000,000
1		1.89%	9,022,987	+3,007,662	0	9,022,987		
#		1.12%	5,327,405	+5,327,405	0	5,327,405		
		0.95%	4,511,588	-1,503,737	0	4,511,588		
		0.95%	4,511,577	-1,503,748	0	4,511,577		
		0.84%	3,997,000	-5,028,000	0	3,997,000		
		0.74%	3,508,620	-6,487,330	0	3,508,620		3,500,000

	( )

10

	143,437,500		143,437,500
( )	42,356,250		42,356,250
	22,646,250		22,646,250
	10,034,925		10,034,925
1	9,022,987		9,022,987
#	5,327,405		5,327,405
	4,511,588		4,511,588
	4,511,577		4,511,577
	3,997,000		3,997,000
	3,508,620		3,508,620
10 10 10	( ) 10 10		
5	0 5,327,405 5,327,405		

10 10

10 10

2

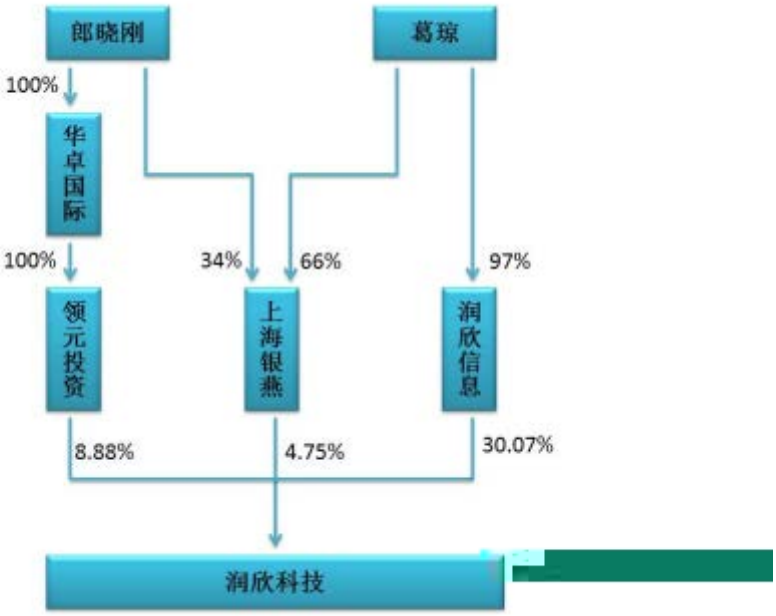

4 **10%**

5

				53	2012 03 17	2021 04 26	0	0	0	0	0
				52	2012 03 17	2021 04 26	0	0	0	0	0
				53	2012 03 17	2021 04 26	0	0	0	0	0
				52	2016 05 25	2021 04 26	0	0	0	0	0
				76	2018 04 27	2021 04 26	0	0	0	0	0
				44	2018 12 14	2021 04 26	0	0	0	0	0
				78	2012 03 17	2021 04 26	0	0	0	0	0
				41	2012 06 25	2021 04 26	0	0	0	0	0
				67	2012 03 17	2021 04 26	0	0	0	0	0
				57	2012 06 08	2021 04 26	0	0	0	0	0
				65	2012 03 17						

			2019 01 18	
			2019 12 30	

1 1967 Eastcom Communication Inc 2000

2 1968 EMBA “ ” “ ” “ ” “ ” “ ” “ ” 2000

3 1967 UT 2011 6

4 1944

5 1968 IMD

3 1953 2001

1

2

3 1963

2012

6

			2012 07 12		
			2012 09 11		
			2004 11 02		
			2012 07 12		
			2010 06 17		
			2017 01 26		
			2017 01 26		

			2004 09 15		
			2001 07 30		
			2009 08 10		
			2016 06 21		
			2017 03 17		
	Fast Achieve Ventures Limited		2018 01 18		
	Upkeen Global Investment Limited		2018 01 18		
			2018 01 18		
	Singapore Fortune Communication Pte Ltd		2019 08 13		
	Grade Horizon Investment Limited		2003 01 24		
			2001 07 30		
			2017 12 19		
	Gracellect Technology Limited		2018 12 17		

	Singapore Fortune Communication Pte Ltd		2019 08 13		
			2019 11 26		
			2017 04 20		
			2018 07 16		
			2019 11 04		
			2019 12 10		
			2014 05 12		
			2017 08 29		

513.17

			53		125.92	

	47
	10
	167

2

3

2019 OA

4

3

1

2

	2020 04 16
	www.cninfo.com.cn
	100.00%
	100.00%

	A B C D.	A. B. C. D. E. F. A. B. C. D. E. A. B. C. D. E.

	1% 1% 5% 5%	1% 1% 5% 5%
	0	
	0	
	0	
	0	

	2020 04 15
	2020 60462749_B01

2020 60462749_B01

2019 12 31 2019

2019 12 31 2019

“ ”

“ ”

:	:
2019 12 31 349,234,412.38 41,909,662.66	1 2) 3 4) 5 6
8 24 4 2	

:	:
2019 12 31 122,757,884.01 8,752,179.68	1 2 3 4
9 24 8	

1

2

5

6

2020 4 15

		260,293.62
	220,127,696.65	200,861,444.45
	1,514,988.02	2,697,462.21
	1,278,216.94	1,523,572.99
	2,841,515.24	4,298,457.08
	4,130,018.25	2,229,272.79
		169,811.32
	229,892,435.10	212,040,314.46
	974,077,992.97	1,209,755,717.70
	50,362,447.21	339,746,965.87
	28,000,000.00	
	114,518,175.74	113,504,799.21
	4,207,941.38	2,558,755.07

	6,086,252.71	5,809,473.79
	2,583,055.48	3,075,149.35
	11,682,721.50	5,944,220.35
		1,121,418.28
	217,440,594.02	470,639,363.64
	9,742,038.56	7,797,873.75
	9,742,038.56	7,797,873.75
	227,182,632.58	478,437,237.39
	477,068,962.00	318,045,975.00

	84,841,736.69	243,864,723.69
	22,037,380.58	10,088,763.01
	20,674,454.47	19,740,914.60
	138,962,414.81	136,418,818.02
	743,584,948.55	728,159,194.32
	3,310,411.84	3,159,285.99
	746,895,360.39	731,318,480.31
	974,077,992.97	1,209,755,717.70

2

	2019 12 31	2018 12 31
	69,123,641.59	154,359,962.61
		101,925,783.41
	215,666,617.17	145,586,427.46
	81,482,679.77	
	14,924,750.15	7,662,570.59
	27,254,139.49	46,169,265.20
		994,201.07
		7,094,560.00
	17,072,634.53	25,029,691.59

	489,709.56	2,490,892.27
	426,014,172.26	483,224,593.13
	357,931,732.32	294,691,395.32
	1,493,441.35	2,661,519.03
	1,278,216.94	1,523,572.99
	2,603,526.42	3,997,341.60
	3,719,858.77	1,362,108.79
		169,811.32
	367,026,775.80	304,405,749.05
	793,040,948.06	787,630,342.18
	38,000,297.54	102,896,580.80
	28,000,000.00	

	2,286,926.72	1,008,720.19
	5,018,050.21	4,757,799.79
	2,534,534.24	2,708,101.21
	40,660,099.97	28,653,955.70
		-3,853.99
	193,100,073.66	171,394,410.80
	193,100,073.66	171,394,410.80
	477,068,962.00	318,045,975.00
	85,007,641.44	244,030,628.44

	20,674,454.47	19,740,914.60
	17,189,816.49	34,418,413.34
	599,940,874.40	616,235,931.38
	793,040,948.06	787,630,342.18

3

	2019	2018
	1,450,109,005.36	1,693,190,645.13
	1,450,109,005.36	1,693,190,645.13
	1,429,962,897.86	1,655,892,617.15
	1,314,343,127.09	1,524,203,717.56
	1,365,508.98	1,489,120.67
	51,647,913.36	48,173,151.98
	30,193,623.95	32,926,851.77
	24,041,868.69	30,371,015.37
	8,370,855.79	18,728,759.80
	4,602,045.73	15,336,473.27
	1,365,095.88	3,087,877.66
	5,166,022.03	1,641,398.49
“ ”	19,461,099.43	16,822,869.67
	19,461,099.43	16,822,869.67

“-”		
“ ”		
“ ”		
“-”	-9,872,342.72	
“-”	-5,871,841.75	-35,383,616.21
“-”		
“ ”	29,029,044.49	20,378,679.93
	307,167.12	19,098.00
	35,642.60	632,780.70
“ ”	29,300,569.01	19,764,997.23
	-248,461.23	3,558,714.30
“ ”	29,549,030.24	16,206,282.93
1. “ ”	29,549,030.24	16,206,282.93
2. “ ”		
1.	29,345,234.09	15,776,057.22
2.	203,796.15	430,225.71
	11,895,947.27	15,299,237.28
	11,948,617.57	15,228,647.54
1.		
2.		

3.		
4.		
5.		
	11,948,617.57	15,228,647.54
1.		
2.		
3.		
4.		
5.		
6.		
7.		
8.	11,948,617.57	15,228,647.54
9.		
	-52,670.30	70,589.74
	41,444,977.51	31,505,520.21
	41,293,851.66	31,004,704.76
	151,125.85	500,815.45
	0.06	0.05
	0.06	0.05

4

	2019	2018
	607,591,032.83	676,972,853.94
	517,081,304.87	582,832,418.03
	1,364,253.98	1,489,099.67
	29,688,919.88	30,440,309.20
	27,837,318.73	26,846,401.77
	23,437,541.86	29,318,711.36
	2,286,208.52	7,659,272.81
	1,770,767.85	7,307,678.79
	1,305,383.44	3,053,876.01
	5,166,022.03	1,641,398.49
		7,094,560.00

5

	2019	2018
	1,551,741,612.23	1,839,575,875.68
	22,653.03	15,500.00
	7,862,771.54	5,697,053.43
	1,559,627,036.80	1,845,288,429.11
	1,179,013,629.54	1,735,325,984.83
	52,663,238.14	54,194,162.22
	8,329,414.02	14,635,121.63
	49,943,543.65	77,701,648.74
	1,289,949,825.35	1,881,856,917.42
	269,677,211.45	-36,568,488.31

		8,400,000.00

	109,206,976.68	129,477,573.37

6

	2019	2018
	645,438,273.98	839,981,518.65
	22,653.03	15,500.00
	7,664,548.90	5,663,051.78
	653,125,475.91	845,660,070.43
	512,721,770.03	756,616,344.09
	44,197,440.84	44,687,563.65
	9,737,336.65	10,651,214.31
	21,688,232.56	47,401,465.93
	588,344,780.08	859,356,587.98
	64,780,695.83	-13,696,517.55
		8,500,000.00
	7,094,560.00	
	85,171.82	14,345.73
	7,179,731.82	8,514,345.73

19.58C54374236B311 1.08 19.56 re f* 205.2 [illegible] 164.64 7.8 re f* /P <</M3ID 113 >>31.21 01.d re969.56 5900

		229,266,927.77
	60,977,228.98	695,110,870.56
	32,730,915.15	46,794,946.52
	93,708,144.13	971,172,744.85
	125,873,512.24	750,723,251.24
	28,563,369.50	39,116,130.28
	154,436,881.74	789,839,381.52
	-60,728,737.61	181,333,363.33
	-130,757.70	-54,173.02
	-52,505,405.87	59,599,910.75
	84,159,139.55	24,559,228.80
	31,653,733.68	84,159,139.55

7

	2019														
	318,045,975.00				243,864,723.69		10,088,763.01		19,740,914.60		136,418,818.02		728,159,194.32	3,159,285.99	731,318,480.31
											-424,419.43		-424,419.43		-424,419.43

“ ”	18,045,975.00				211,220,952.77		15,228,647.54		197,931.06		-16,226,471.34		228,467,035.03	500,815.45	228,967,850.48
							15,228,647.54				15,776,057.22		31,004,704.76	500,815.45	31,505,520.21
	18,045,975.00				211,220,952.77								229,266,927.77		229,266,927.77
1	18,045,975.00				211,220,952.77								229,266,927.77		229,266,927.77
2															
3															

3

3												
4												
									197,931.06	-32,002,528.56		-31,804,597.50
1									197,931.06	-197,931.06		
2										-31,804,597.50		-31,804,597.50
3												

91310000703034995X A

200 A 301

( )

2020 4 15

1

—

(“ ”)

2

1

2019 12 31 2019

2

1 1 12 31

3

12

4

5

( )

(

)

( )

( )

( )

( )

6

(

)

7

8

9

“ ”

10

1

2 “ ”

a b

12

XX

[ ]

11

10.

12

10.

13

10.

14

10.

15

16

17

18

19

20

21

22

( )

(

)

2

		3 ~5	0%~5%	19%~33%
		5	0%~5%	19%~20%
		3 ~5	0%~5%	19%~33%

3

25

26

27

28

29

30

1

5

5

2

31

32

5

3

33

34

1

2

3

4

35

36

40

( )

41 /

(1)

(2)

(1)

(2)

42

1

2

43

44

1

2017 22 —— 23 —— 24 —— 37 —— “ ” 2019 1 1 2019		

2019

[2019]6

2019 [2019]16

“

” “ ” “

” “ ”

“ ” “ ”

2019 1 1

/	458,119,922.68	273,139,022.52
		184,556,480.73
	260,293.62	260,293.62
/	247,512,210.87	145,399,649.74
		101,925,783.41

	2018 12 31			2019 1 1
	113,715,112.93			
		(113,715,112.93)	-	
				-
	344,404,809.75			
		(70,841,367.80)		
			(424,419.43)	
				273,139,022.52
	29,446,182.99			
			-	-
				29,446,182.99
-				
	260,293.62			
		(260,293.62)		
				-
	487,826,399.29	(184,816,774.35)	(424,419.43)	302,585,205.51

				2019
	-			
		184,556,480.73		
			-	
				184,556,480.73
	-	184,556,480.73	-	184,556,480.73
	-			
		260,293.62	-	

				2019
	101,925,783.41			
		(101,925,783.41)	-	
				-
	145,586,427.46			

-

2019

-	101,925,783.41	-	101,925,783.41
293,681,476.07	-	(186,777.72)	293,494,698.35

2018 12 31

/

33,845,898.34	-	424,419.43	34,270,317.77
10,000.00	-	-	10,000.00
33,855,898.34		424,419.43	34,280,317.77

/

821,082.18	-	(821,082.18)	-
34,676,980.52	-	(396,662.75)	34,280,317.77

/

2,998,914.10	-	186,777.72	3,185,691.82
10,000.00	-	-	10,000.00

	3,008,914.10	186,777.72	3,195,691.82

2019 [2019]6 2019
[2019]16 “ ” “ ” “ ” “
” “ ” “ ” “ ”
“ ”
2019
[2019]6 “ ” “ ”
“
” “ ”

2019

2018 2019

458,119,922.68	(184,980,900.16)	(273,139,022.52)	-
-	184,556,480.73	-	184,556,480.73
-	-	273,139,022.52	273,139,022.52
29,446,182.99	-	-	29,446,182.99
260,293.62	(260,293.62)	-	-
-	260,293.62	-	260,293.62
113,504,799.21	-	(113,504,799.21)	-
-	-	113,504,799.21	113,504,799.21
136,418,818.02	(424,419.43)	-	135,994,398.59

2018

2017		2018
185,423,623.68	(185,423,623.68)	-
335,800,928.93	(335,800,928.93)	-
-	521,224,552.61	521,224,552.61
2,234,278.84		

168,973,173.44	(168,973,173.44)	-
162,762,094.26	(162,762,094.26)	-
-	331,735,267.70	331,735,267.70
2,234,278.84	(2,234,278.84)	-
33,177,003.59	2,234,278.84	35,411,282.43
17,861,985.98	(17,861,985.98)	-
70,594,715.90	(70,594,715.90)	-
-	88,456,701.88	88,456,701.88

2

3 2019

	2018 12 31	2019 01 01	
	199,678,396.43	199,678,396.43	
		260,293.62	260,293.62
	113,715,112.93		-113,715,112.93
	344,404,809.75	273,139,022.52	-71,265,787.23
		184,556,480.73	184,556,480.73
	467,074.13	467,074.13	

	29,446,182.99	29,446,182.99	
	994,201.07	994,201.07	
	306,357,205.59	306,357,205.59	
	3,646,621.42	3,646,621.42	
	997,715,403.24	997,551,277.43	-164,125.81
	260,293.62		-260,293.62
	200,861,444.45	200,861,444.45	
	2,697,462.21	2,697,462.21	
	1,523,572.99	1,523,572.99	
	4,298,457.08	4,298,457.08	
	2,229,272.79	2,229,272.79	
	169,811.32	169,811.32	
	212,040,314.46	211,780,020.84	-260,293.62

	1,209,755,717.70	1,209,331,298.27	-424,419.43
	339,746,965.87	339,746,965.87	
	113,504,799.21	113,504,799.21	
	2,558,755.07	2,558,755.07	

	7,797,873.75	7,797,873.75	
	7,797,873.75	7,797,873.75	
	478,437,237.39	478,437,237.39	
	318,045,975.00	318,045,975.00	
	243,864,723.69	243,864,723.69	
	10,088,763.01	10,088,763.01	
	19,740,914.60	19,740,914.60	
	136,418,818.02	135,994,398.59	-424,419.43
	728,159,194.32	727,734,774.89	-424,419.43
	3,159,285.99	3,159,285.99	
	731,318,480.31	730,894,060.88	-424,419.43
	1,209,755,717.70	1,209,331,298.27	-424,419.43

1

	2018 12 31	2019 01 01	
	[redacted]		

	101,925,783.41		-101,925,783.41
	145,586,427.46	145,399,649.74	-186,777.72
		101,925,783.41	101,925,783.41
	7,662,570.59	7,662,570.59	
	46,169,265.20	46,169,265.20	
	994,201.07	994,201.07	
	7,094,560.00	7,094,560.00	
	25,029,691.59	25,029,691.59	
	2,490,892.27	2,490,892.27	
	483,224,593.13	483,037,815.41	-186,777.72
	294,691,395.32	294,691,395.32	
	2,661,519.03	2,661,519.03	
	1,523,572.99	1,523,572.99	

	3,997,341.60	3,997,341.60	
	1,362,108.79	1,362,108.79	
	169,811.32	169,811.32	
	304,405,749.05	304,405,749.05	
	787,630,342.18	787,443,564.46	-186,777.72
	102,896,580.80	102,896,580.80	
	31,369,253.11	31,369,253.11	
	1,008,720.19	1,008,720.19	
	4,757,799.79	4,757,799.79	
	2,708,101.21	2,708,101.21	
	28,653,955.70	28,653,955.70	
	-3,853.99	-3,853.99	
	171,394,410.80	171,394,410.80	

	171,394,410.80	171,394,410.80	
	318,045,975.00	318,045,975.00	
	244,030,628.44	244,030,628.44	
	19,740,914.60	19,740,914.60	
	34,418,413.34	34,231,635.62	-186,777.72
	616,235,931.38	616,049,153.66	-186,777.72
	787,630,342.18	787,443,564.46	-186,777.72

1

4 2019

( )

1

	2019 4 1 6% 16% 2019 4 1 6% 13%	6% 13% 16%
	7%	7%

	15% 16.5% 2019 20% 2018 20% 25%	15% 16.5% 17% 20% 25%
	5%	

	15%
	16.5%
	20%
	20%
Singapore Fortune Communication PTE.LTD	17%
	20%

2

2017 “ ”(
GR201731000745) 2017 2019 2008 1 1
2009 4 22 ([2009]203)
2017 2019 15%

2016 5 6
2016 29 2016 5 1

2019

3

1

	71,782.80	7,374.96
	109,135,193.88	129,470,198.41
	37,614,946.38	70,200,823.06
	146,821,923.06	199,678,396.43
	77,475,110.61	47,371,681.88
	37,609,866.25	70,200,823.06

2019 12 31 77,475,110.61 (2018 12 31 47,371,681.88)

2

	266,110.27	260,293.62
	266,110.27	260,293.62
	266,110.27	260,293.62

3

4

1

[redacted]

	308,150,279.99	88.24%	3,437,305.53	1.12%	304,712,974.46	272,274,232.84	88.57%	5,715,344.83	2.10%	266,558,888.01
	349,234,412.38	100.00%	41,909,662.66	12.00%	307,324,749.72	307,409,340.29	100.00%	34,270,317.77	11.15%	273,139,022.52

	26,754,101.55	26,754,101.55	100.00%	
	6,142,155.65	6,142,155.65	100.00%	
	5,223,550.52	2,611,775.26	50.00%	
	2,013,851.37	2,013,851.37	100.00%	
	893,832.74	893,832.74	100.00%	
	56,640.56	56,640.56	100.00%	
	41,084,132.39	38,472,357.13	--	--

6	304,060,096.82	444,913.87	0.14%
6 1	1,113,766.22	47,557.82	4.27%
1 1.5	42,550.00	15,747.76	37.01%
1.5 2	37,973.59	33,192.72	87.41%
2	2,895,893.36	2,895,893.36	100.00%
	308,150,279.99	3,437,305.53	--

	--	2,851,899.54	--	--	--

4

	2019		2018	
	16,133,490.07	23,746,943.05	38,285,007.25	16,635,965.40

2019 12 31

7

1

1	20,595,594.30	100.00%	467,074.13	100.00%
	20,595,594.30	--	467,074.13	--

1

2

2019		(%)		
	13,253,443.03	64.35%		1
	5,481,597.01	26.62%		1
	677,765.38	3.29%		1
	658,983.07	3.20%		1
	185,982.64	0.90%		1
	20,257,771.13	98.36%		

8

		994,201.07
	4,200,000.00	
	11,911,795.87	28,451,981.92

	16,111,795.87	29,446,182.99

1

1

		994,201.07
		994,201.07

2

3

2

1

( )		
	4,200,000.00	
	4,200,000.00	

2 **1**

( )				

3

3

1

	4,661,999.69	10,234,928.14
	3,853,988.91	4,172,852.99
	3,000,000.00	
		13,706,396.60
	405,807.27	347,804.19
	11,921,795.87	28,461,981.92

2

	12	( )	( )	
2019 1 1	10,000.00			10,000.00
2019 1 1	——	——	——	——
2019 12 31	10,000.00			10,000.00

1 1	7,987,536.92
1 2	710,258.14
2 3	3,224,000.81
	11,921,795.87

3

	10,000.00					10,000.00
	10,000.00					10,000.00

12

2019

12

	10,000.00	-	-	10,000.00
--	-	-	-	-
--	-	-	-	-
	-	-	-	-
	-	-	-	-
	10,000.00	-	-	10,000.00

2018	10,000.00	-	-	-	-	10,000.00

2018

(%) (%)

- - - -

25,245,373.38 88.70 10,000.00 0.04

2019

1		3,216,608.54	11.30	-	-
		28,461,981.92	100.00	10,000.00	0.04

2018

			(%)		(%)
1		25,045,373.38	99	-	-
1	2	-	-	-	-
2		200,000.00	1	10,000.00	5
		25,245,373.38	100	10,000.00	-

5

		4,360,032.94		36.57%	
		3,000,000.00		25.16%	
		1,395,087.77		11.70%	
		883,515.90		7.41%	
		400,000.00		3.36%	
	--	10,038,636.61	--	84.20%	

6

2019 12 31

7

2019 12 31

8

9

1

	122,757,884.01	8,752,179.68	114,005,704.33	316,181,509.44	9,824,303.85	306,357,205.59
	122,757,884.01	8,752,179.68	114,005,704.33	316,181,509.44	9,824,303.85	306,357,205.59

2

	9,824,303.85	5,871,841.75	234,629.08	7,178,595.00		8,752,179.68
	9,824,303.85	5,871,841.75	234,629.08	7,178,595.00		8,752,179.68

2019 12 31

2019

3

2019 12 31

4

10

			/	

11

12

/

13

	71,928.64	488,347.25
	417,780.95	1,061,012.01
	1,476,981.39	2,097,262.16
	1,966,690.98	3,646,621.42

14

	12	( )	( )	
2019 1 1	____	____	____	____

15

	12	( )	( )	
2019 1 1	____	____	____	____

16

1

	12	( )	( )	
2019 1 1	____	____	____	____

2

3

17

	200,861,444.45			19,461,099.43	4,005,152.77		4,200,000.00			220,127,696.65	

2019 12 31

18

19

20

1

2

3

21

	1,514,988.02	2,697,462.21
	1,514,988.02	2,697,462.21

1

1.	6,649,426.96	946,487.58	1,659,429.91	9,255,344.45
2.	24,854.60		196,795.46	221,650.06
1			191,265.46	191,265.46
2				
3				
	24,854.60		5,530.00	30,384.60
3.	113,303.28		40,590.65	153,893.93
1	113,303.28		40,590.65	153,893.93
4.	6,560,978.28	946,487.58	1,815,634.72	9,323,100.58
1.	4,355,617.99	616,355.22	1,564,690.63	6,536,663.84
2.	1,029,530.09	136,325.94	223,388.91	1,389,244.94
1	1,004,675.49	136,325.94	218,662.11	1,359,663.54
	24,854.60		4,726.80	29,581.40
3.	103,620.26		35,394.36	139,014.62
1	103,620.26		35,394.36	139,014.62
4.	5,281,527.82	752,681.16	1,752,685.18	7,786,894.16

1.

1				
4.	11,586.23		9,632.17	21,218.40
1.	1,267,864.23	193,806.42	53,317.37	1,514,988.02
2.	2,282,222.74	330,132.36	85,107.11	2,697,462.21

2

3

4

5

6

22

1

2

3

4

23

1

2

24

25

26

1

1.					
2.					
1					
3.					
1					
1.		186,745.82		1,091,471.12	1,278,216.94
		276,745.82		1,246,827.17	1,523,572.99

0.00%

2

27

2

29

	3,913,236.96	180,657.07	1,635,082.55	-12,027.69	2,470,839.17
	385,220.12	198,584.89	213,128.94		370,676.07
	4,298,457.08	379,241.96	1,848,211.49	-12,027.69	2,841,515.24

30

	1,536,304.81	230,445.72	1,588,112.07	238,216.80
	3,041,329.34	470,314.90	3,514,015.02	535,004.91
	230,965.56	34,644.83	256,516.72	38,477.51

31

		169,811.32
		169,811.32

32

1

	12,346,526.78	207,282,761.47
	13,952,400.00	116,088,823.60
	23,746,943.05	16,375,380.80
	316,577.38	
	50,362,447.21	339,746,965.87

2019 12 31 3.04%-4.27%(2018 12 31 2.20%-5.66%)

2019 12 31 (2018 12 31)

2

33

34

35

	28,000,000.00	
	28,000,000.00	

0.00

36

1

	114,518,175.74	113,504,799.21
	114,518,175.74	113,504,799.21

2 **1**

2019 12 31 1

37

1

1	5,196,694.47	40,379,434.07	40,057,630.17	5,518,498.37
2		2,363,141.48	2,363,141.48	
3	169,447.05	1,840,211.17	1,856,203.87	153,454.35
	152,994.92	1,649,316.47	1,663,649.56	138,661.83
	6,294.12	17,407.27	17,558.14	6,143.25
	10,158.01	173,487.43	174,996.17	8,649.27
4	126,723.00	1,941,622.23	1,940,534.89	127,810.34
	5,492,864.52	46,524,408.95	46,217,510.41	5,799,763.06

3

1	300,988.97	3,672,844.12	3,702,209.36	271,623.73
2	15,620.30	1,441,980.13	1,442,734.51	14,865.92
	316,609.27	5,114,824.25	5,144,943.87	286,489.65

40

	2,133,812.25	2,356,896.41
	32,514.11	339,026.02
	43,033.75	53,061.52
	149,485.35	165,002.35
	106,775.26	94,323.37
	117,434.76	66,839.68
	2,583,055.48	3,075,149.35

41

	11,682,721.50	4,822,802.07
	11,682,721.50	5,944,220.35

1

		1,121,418.28
		1,121,418.28

2

1

3

1

	5,012,510.46	
	3,372,719.64	1,440,166.44
	1,200,000.00	1,857,630.00
	70,000.00	70,000.00
		73,621.74
	2,027,491.40	1,381,383.89
	11,682,721.50	4,822,802.07

2 **1**

2019 12 31 1

42

43

44

45

1

46

1

2

	--	--	--								

3

4

47

48

1

2

49

1

2

50

51

								/

52

53

318,045,975 18,045,975 5.67% 300,000,000
94.33%

2019 5 17 2018 <2018 >
2018 12 31 318,045,975 10 0.80
10 5
47,706.8962

2019 6 10 27,068,962 5.6740% 2019 12 31
477,068,962 477,068,962 100%

2019 12 31 143,437,500 30.07%
2,730,000 1.90 ( )
42,356,250 8.88% 10,570,000 ( )
24.95

54

1

2

55

244,030,628.44

57

	10,088,763.01	11,895,947.27				11,948,617.57	-52,670.30	22,037,380.58
	10,088,763.01	11,895,947.27				11,948,617.57	-52,670.30	22,037,380.58
	10,088,763.01	11,895,947.27				11,948,617.57	-52,670.30	22,037,380.58

58

	7ïI‰l$o³~ô˜–ÍO o¸€HïSïEXIH7áþìôU„nô˜HK	Öûˆ „°$x„”ƒ~	îÂGˆFïI„„°7ïI€

	136,418,818.02	152,645,289.36
+ -	-424,419.43	
	135,994,398.59	152,645,289.36
	29,345,234.09	15,776,057.22
	933,539.87	197,931.06
	25,443,678.00	31,804,597.50
	138,962,414.81	136,418,818.02

1) -424,419.43

2) 0.00

3) 0.00

4) 0.00

5) 0.00

61

	1,450,109,005.36	1,314,343,127.09	1,693,190,645.13	1,524,203,717.56
	1,450,109,005.36	1,314,343,127.09	1,693,190,645.13	1,524,203,717.56

62

	614,799.62	657,369.52
	397,588.16	446,014.20
	353,121.20	433,431.21
		-47,694.26
	1,365,508.98	1,489,120.67

63

	17,373,974.69	19,636,180.61
	14,968,711.74	9,893,680.17
	6,502,918.27	6,555,917.06
	4,564,168.96	4,412,405.23
	3,995,263.00	3,781,663.83
	2,563,514.80	2,189,039.39
	886,310.41	843,344.28
	125,557.07	165,273.85
	667,494.42	695,647.56
	51,647,913.36	48,173,151.98

64

	17,675,611.67	16,939,391.53
	3,027,290.42	4,360,360.61
	2,581,547.64	

65

	17,890,430.70	18,561,812.00
	1,781,907.27	1,791,961.32
	1,529,569.36	2,288,379.07
	508,686.29	4,774,433.95
	505,702.16	440,769.24
	377,153.37	585,478.17
	279,355.19	227,357.55
	180,846.51	235,639.27
	132,504.50	344,456.38
	106,750.30	112,948.69
	36,504.58	58,781.49
	712,458.46	948,998.24
	24,041,868.69	30,371,015.37

66

[redacted]		

	2,060,000.00	300,000.00
	400,000.00	
	22,653.03	291,398.49
(“IOT ”		1,050,000.00
	113,369.00	

68

	19,461,099.43	16,822,869.67
	19,461,099.43	16,822,869.67

69

70

71

	-9,872,342.72	
	-9,872,342.72	

72

76

1

	-301,292.90	2,625,004.12
	52,831.67	933,710.18
	-248,461.23	3,558,714.30

2

	29,300,569.01
/	4,395,085.35
	690,081.37
	-254,579.24
	-5,673.77
	725,409.88
	-1,924,060.57
	-3,507,963.59
	-2,310,925.47
	1,944,164.81
	-248,461.23

1

77

57.

78

1

	5,143,369.00	1,350,000.00
	2,359,296.95	4,327,955.43
	360,105.59	19,098.00
	7,862,771.54	5,697,053.43

2

	28,260,120.30	22,763,165.93
	10,239,492.56	15,278,711.47
	4,728,420.34	10,133,851.21
	6,715,510.45	29,525,920.13
	49,943,543.65	77,701,648.74

3

4

	3,000,000.00	
	3,000,000.00	

5

	32,585,876.68	46,794,946.52
	32,585,876.68	46,794,946.52

6

79

1

1	--	--
	29,549,030.24	16,206,282.93
	15,744,184.47	35,383,616.21
	1,359,663.54	1,537,430.32
	534,492.39	407,584.94
	1,848,211.49	1,457,704.43
“ ”	2,909,116.75	15,094,628.64
“ ”	-19,461,099.43	-16,822,869.67
“ ”	-1,900,745.46	-1,063,352.14
“ ”	1,944,164.81	1,997,062.32
“ ”	186,245,030.43	-60,759,181.59
“ ”	13,689,992.19	68,868,746.26
“ ”	37,215,170.03	-98,876,140.96
	269,677,211.45	-36,568,488.31
2	--	--
3	--	--
	109,206,976.68	129,477,573.37
	129,477,573.37	88,927,745.42
	-20,270,596.69	40,549,827.95

2

	--
	--
	--

3

	--
	--
	--

4

	109,206,976.68	129,477,573.37
	71,782.80	7,374.96
	109,135,193.88	129,470,198.41
	109,206,976.68	129,477,573.37

80

“ ”

81

	37,609,866.25	
	37,609,866.25	--

	7,972,302.63	6.9762	55,616,377.61

2

83

84

1

	2,570,000.00		2,570,000.00
	2,060,000.00		2,060,000.00
	400,000.00		400,000.00
	22,653.03		22,653.03
	113,369.00		113,369.00

2

85

1

1

2

3

4

5

6

2

1

2

3

2019

3

2019

4



3

1

				26.83%		
Fast Achieve Ventures Limited				49.00%		
Upkeen Global Investment Limited				49.00%		
Upstar Technology (HK) Limited					24.99%	
					24.99%	

20% 20%

2

	/	/

3

	/		/	
		Upstar		Upstar
	187,298,360.52	494,684,610.88	219,513,060.10	283,041,122.05
	3,862,088.54	277,860.95	4,362,126.37	510,392.50
	191,160,449.06	494,962,471.83	223,875,186.47	283,551,514.55
	84,977,794.00	293,409,443.25	109,170,067.94	150,015,666.78

7

8

4

				/	

5

6

1.

2019

-	-	146,821,923.06	-	-	146,821,923.06
266,110.27	-	-	-	-	266,110.27
-	-	307,324,749.72	-	-	307,324,749.72
-	-	-	137,092,989.34	-	137,092,989.34
-	-	16,111,795.87	-	-	16,111,795.87

						2019
	266,110.27	-	470,258,468.65	137,092,989.34	-	607,617,568.26

2018

						199,678,396.43
						113,715,112.93
						344,404,809.75
						29,446,182.99
						687,244,502.10

2019

		-	-	50,362,447.21	50,362,447.21
		-	-	28,000,000.00	28,000,000.00
		-	-	114,518,175.74	114,518,175.74
	1	-	-	11,612,721.50	11,612,721.50
		-	-	204,493,344.45	204,493,344.45

	459,125,985.43

1 70,000 (2018 12 31 70,000)

2.

/

2019 12 31 15.83%(2018 12 31 15.48%)
36.52%(2018 12 31 46.05%)

2019

•

•
•

-
-
-

12

12

12

12

5 8

] Ä

			1	1 2	2
	458,119,922.68	457,417,921.72	694,690.96	7,310.00	-
	29,446,182.99	29,446,182.99	-	-	-

2018 12 31

2018 12 31

2019

	/( )	/( )
	(5%)	2,586,411.79
	5%	(2,586,411.79)
	(5%)	410,326.47
	5%	(410,326.47)

2018

	/( )	/( )
	(5%)	202,660.38
	5%	(202,660.38)
	(5%)	475,116.69
	5%	(475,116.69)

3.

	50,362,447.21	339,746,965.87
	28,000,000.00	-
	114,518,175.74	113,504,799.21
	11,612,721.50	5,874,220.35
	109,206,976.68	129,477,573.37
	95,286,367.77	329,648,412.06
	743,584,948.55	728,159,194.32
	838,871,316.32	1,057,807,606.38
	11.36%	31.16%

1

	--	--	--	--
				266,110.27

1.

2

3

4

5

6

7

8

9

1

			1,000	30.07%	30.07%

( )

97% 100% 100% 42.80%

2

1.

3

3.

4

( )	

5

1

/

/

2 / /

/

/	/	/	/	/	/	/

/

/

/	/	/	/	/	/	/

/

3

4

5

6

7

	5,131,771.08	5,193,500.00

8

6

1

2

7

8

1

2

3

4

5

1

2

1

2

3

1

2

3

4

2020 1

3

4

	2019	2018
	401,403,808.34	623,278,851.03
	301,427,510.21	379,981,081.70
	217,166,240.72	215,923,661.40
	214,839,262.42	170,299,557.06
	118,509,500.34	77,153,159.38
	33,852,948.42	51,772,773.53
	162,909,734.91	174,781,561.03
	1,450,109,005.36	1,693,190,645.13

	2019	2018
	1,088,503,350.57	1,249,757,242.89
	279,598,358.32	369,087,819.62
	46,226,505.76	43,638,914.16
	35,780,790.71	30,706,668.46
	1,450,109,005.36	1,693,190,645.13

	2019	2018
	5,375,184.71	8,352,244.94
	259,535.49	597,352.28

	5,634,720.20	8,949,597.22

10% (2018)

7

8

	2019	2018
1 (1)	8,773,783.42	10,688,153.40
1 2 (2)	4,688,224.76	8,179,993.09
2 3 (3)	1,538,713.69	2,522,759.33
3	-	777,801.95
	15,000,721.87	22,168,707.77

1

1

	7,237,401.89	3.27%	4,625,626.63	63.91%	2,611,775.26	2,013,851.37	1.36%	2,013,851.37	100.00%	0.00

						2,013,851.37	1.36%	2,013,851.37	100.00%	0.00
	214,342,740.66	96.73%	1,287,898.75	0.60%	213,054,841.91	146,571,490.19	98.64%	1,171,840.45	0.80%	145,399,649.74
	214,342,740.66		5,913,525.38		208,429,215.28	146,571,490.19	98.64%	1,171,840.45	0.80%	145,399,649.74
	221,580,142.55	100.00%	5,913,525.38	2.67%	215,666,617.17	148,585,341.56	100.00%	3,185,691.82	2.14%	145,399,649.74

	5,223,550.52	2,611,775.26	50.00%	
	2,013,851.37	2,013,851.37	100.00%	
	7,237,401.89	4,625,626.63	--	--

6	212,487,692.37	242,451.07	0.14%
6 1	813,436.23	34,733.73	4.27%
1 1.5	42,550.00	15,747.76	37.01%
1.5 2	32,532.75	28,436.88	87.41%
2	966,529.31	966,529.31	100.00%
	214,342,740.66	1,287,898.75	--

1 1	215,167,879.26
6	213,058,923.91
6 1	2,108,955.35
1 2	5,445,733.98
2 3	966,529.31
	221,580,142.55

2

	3,185,691.82	3,315,893.46		588,059.90		5,913,525.38
	3,185,691.82	3,315,893.46		588,059.90		5,913,525.38

3

	588,059.90

		588,059.90			

	--	588,059.90	--	--	--

4

	55,275,674.03	24.95%	77,385.94
	18,506,260.23	8.35%	25,908.76
	12,187,438.90	5.50%	17,062.41
	11,498,358.00	5.19%	16,097.70
	10,136,213.64	4.57%	14,190.70
	107,603,944.80	48.56%	

5

6

2019 3,315,893.46 (2018 2,181,915.02) 2019 (2018 257,747.42)

2019 588,059.90 (2018)

2

		994,201.07
		7,094,560.00
	27,254,139.49	38,080,504.13
	27,254,139.49	46,169,265.20

1

1

		994,201.07
		994,201.07

2

3

2

1

( )		
		7,094,560.00
		7,094,560.00

2 1

( )				

3

3

1

	21,750,500.00	21,750,500.00
		13,531,190.00

	3,000,000.00	
	2,097,832.22	2,461,009.94
	415,807.27	347,804.19
	27,264,139.49	38,090,504.13

2

	12	( )	( )	
2019 1 1	10,000.00			10,000.00
2019 1 1	——	——	——	——
2019 12 31	10,000.00			10,000.00

1 1	3,334,772.18
1 2	364,018.01
2 3	23,565,349.30
	27,264,139.49

3

	10,000.00					10,000.00
	10,000.00					10,000.00

12

2019

		5,000,000.00				5,000,000.00	
	294,691,395.32	63,240,337.00				357,931,732.32	

2

	( )									( )	

3

4

	579,491,032.83	515,714,014.13	649,972,853.94	581,269,943.83
	28,100,000.00	1,367,290.74	27,000,000.00	1,562,474.20
	607,591,032.83	517,081,304.87	676,972,853.94	582,832,418.03

5

		7,094,560.00
		7,094,560.00

6

1

	5,166,022.03	257 206 40
	271,524.52	16.48
	815,631.98	
	4,621,914.57	--

1 ——

1 ——

2

		/	/
	4.00%	0.06	0.06
	3.37%	0.06	0.06

3

1

2

3

4

1

2

3

4